


شرکت فراموج سازان ارتباطات پارسیان
تولیدکننده و تامین کننده انواع آنتن و تجهیزات مخابراتی




GHZ CATALOG

V 3.2.0



Phase





GHz Phase Antenna

فراموج سازان ارتباطات پارسیان

شرکت فراموج سازان ارتباطات پارسیان در سال ۱۳۹۱ تاسیس و به شماره ۴۸۶۱۷ در اداره ثبت شرکت های استان اصفهان به ثبت رسیده است این شرکت فعالیت خود را با اخذ پروانه بهره برداری از سازمان صنعت، معدن و تجارت و همچنین پروانه ی تولید و فروش از سازمان تنظیم مقررات و ارتباطات رادیویی تحت نام ثبت شده فاز (PHASE) آغاز نموده است.

شرکت فراموج سازان ارتباطات پارسیان کارخانه ی تولید تجهیزات رادیویی خود را در شهرک صنعتی بزرگ شمال اصفهان راه اندازی نموده و با استفاده از مواد اولیه ی مرغوب و با کیفیت و با بهره گیری از ماشین آلات پیشرفته و کادری مجرب و با رعایت نمودن کلیه ی استانداردهای تولید و کنترل کیفی موفق به بومی سازی و تولید محصولات با کیفیت خود در محدوده گسترده ی فرکانسی از ۶۰ مگاهرتز تا ۲۴ گیگاهرتز و همچنین توانایی ساخت و تولید نمونه سازی و انواع قطعات و محصولات پسیو رادیویی از جمله انواع آنتن، فیلتر، داپلکسر، صاعقه گیر و کانکتور، پیگتیل و... جهت مصرف در بازارهای داخلی و خارجی کشور را دارا می باشد.

این شرکت با رعایت تمامی استاندارد های محدوده های مجاز فرکانسی موفق به اخذ پروانه تولید و فروش خدمات رادیویی با شماره ۱۰۶-۶۹ و همچنین پروانه ورود خرید فروش از سازمان تنظیم مقررات و ارتباطات رادیویی شده است.



WB SERIES


6	25 ISO HP	9	30 ISO HP	12	34 NP
7	27 ISO HP	10	32 NP	13	34 ISO HP
8	30 NP	11	32 ISO HP	14	36 ISO HP

6G SERIES

17	25 ISO HP	20	30 ISO HP	23	34 NP
18	27 ISO HP	21	32 NP	24	34 ISO HP
19	30 NP	22	32 ISO HP	25	36 ISO HP

X SERIES

28	25 ISO HP	31	30 ISO HP	34	34 NP
29	27 ISO HP	32	32 NP	35	34 ISO HP
30	30 NP	33	32 ISO HP	36	36 ISO HP






6G **WB** X

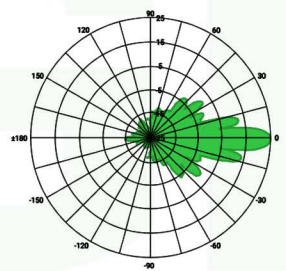
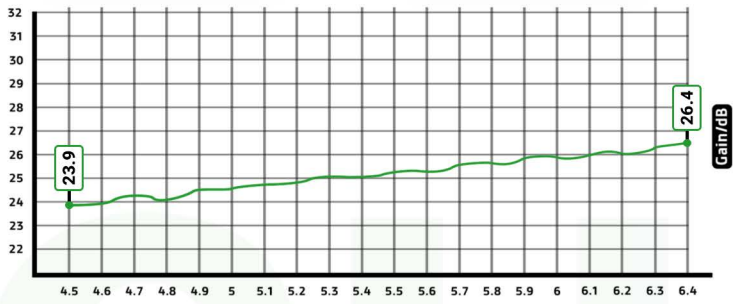
سری **WIDE BAND** فاز

پوشش دهی کامل از باند های فرکانسی
4500 مگاهرتز تا 6400 مگاهرتز





Frequency/GHz



25

WB



Phase



Product Model
PHASE-25ISO-WB-HP

Antenna Type
Parabolic Solid Dish Antenna

Frequency Range
4.5 - 6.4 Ghz

Impedance
50 Ω

Polarization
Vertical and Horizontal

Antenna Gain
25dBi

Waight
net: 2800 gr

Connector Type
2x Ntype-Female RP

Max/Min Gain
in 6400Mhz(26.4dBi) & 4500Mhz(23.9dBi)

Front to Back Ratio
≥ 43dB

S.W.R in Bandwidth
≤1.4:1(TyP)

Single Unit Dimension
430 × 430 × 300mm

Oprating Temprature
-40C° to +80C°

Wind Resistance
200/150 km/h

H/E plan beamwidth
8 degree


Materials
Aluminium alloy and UV Resistant polimer

Mechanical Pan/Tilt
±15°

F/D Ratio
0.25

ETSI Specification
EN 302 326 DN2-DN5

Mounting Kit Style
Easy Mount Kit



6

27

Product Model

PHASE-27ISO-WB-HP

Antenna Type

Parabolic Solid Dish Antenna

Frequency Range

4.5 - 6.4 Ghz

Impedance

50 Ω

Polarization

Vertical and Horizontal

Antenna Gain

27dBi

Waight

net: 3200 gr

Connector Type

2x Ntype-Female RP

Max/Min Gain

in 6400Mhz(28.3dBi) & in 4500Mhz(25.8dBi)

Front to Back Ratio

≥ 46 dB

S.W.R in Bandwidth

$\leq 1.4:1$ (TyP)

Single Unit Dimension

530 x 530 x 320mm

Oprating Temperature

-40C° to +80C°

Wind Resistance

200/150 km/h

H/E plan beamwidth

6.5 degree

Materials

Aluminium alloy and UV Resistant polymer

Mechanical Pan/Tilt

$\pm 15^\circ$

F/D Ratio

0.25

ETSI Specification

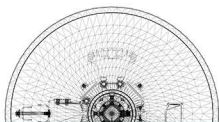
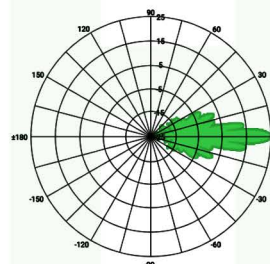
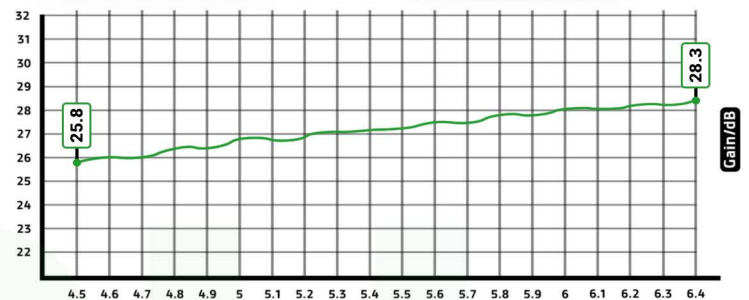
EN 302 326 DN2-DN5

Mounting Kit Style

Easy Mount Kit



Frequency/GHz





30

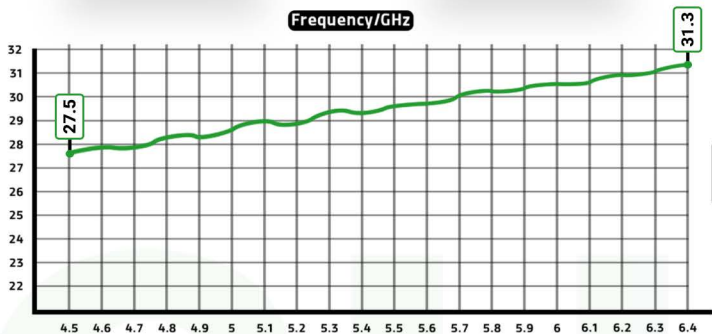
WB



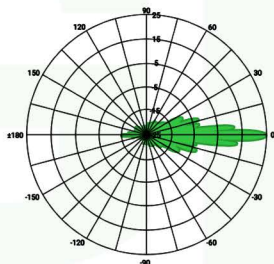
Phase



Frequency/GHz



Gain/dB



Product Model

PHASE-30-WB-NP

Antenna Type

Parabolic Solid Dish Antenna

Frequency Range

4.5 - 6.4 Ghz

Impedance

50 Ω

Polarization

Vertical and Horizontal

Antenna Gain

30dBi

Waight

net: 5300 gr

Connector Type

2x Ntype-Female RP

Max/Min Gain

in 6400Mhz(31.3dBi) & in 4500Mhz(27.5dBi)

Front to Back Ratio

≥ 40dB

S.W.R in Bandwidth

≤1.4:1(TyP)

Single Unit Dimension

650 × 650 × 380mm

Oprating Temprature

-40C° to +80C°

Wind Resistance

200/150 km/h

H/E plan beamwidth

5 degree

Materials

Aluminium alloy and UV Resistant polimer

Mechanical Pan/Tilt

±15°

F/D Ratio

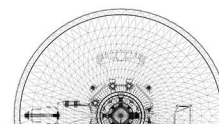
0.36

ETSI Specification

EN 302 326 DN2-DN5

Mounting Kit Style

Easy Mount Kit



30

Product Model

PHASE-30ISO-WB-HP

Antenna Type

Parabolic Solid Dish Antenna

Frequency Range

4.5 - 6.4 Ghz

Impedance

50 Ω

Polarization

Vertical and Horizontal

Antenna Gain

30dBi

Waight

net: 5900 gr

Connector Type

2x Ntype-Female RP

Max/Min Gain

in 6400Mhz(31.3dBi) & in 4500Mhz(29.2dBi)

Front to Back Ratio

≥ 50 dB

S.W.R in Bandwidth

$\leq 1.4:1$ (TyP)

Single Unit Dimension

670 x 670 x 335mm

Oprating Temperature

-40C° to +80C°

Wind Resistance

200/150 km/h

H/E plan beamwidth

4.8 degree

Materials

Aluminium alloy and UV Resistant polymer

Mechanical Pan/Tilt

$\pm 15^\circ$

F/D Ratio

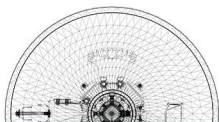
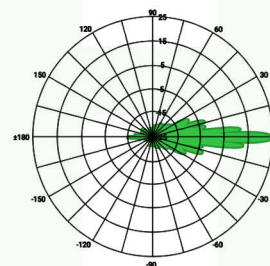
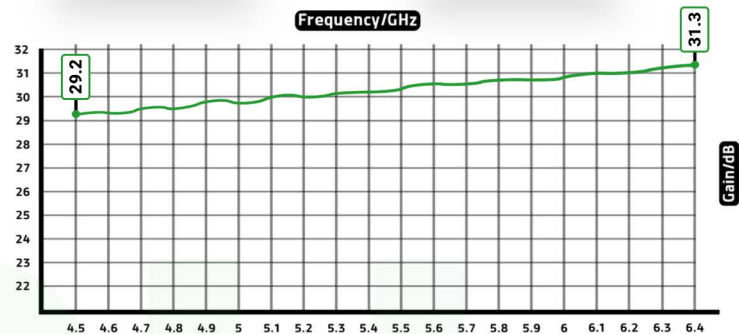

0.25

ETSI Specification

EN 302 326 DN2-DN5

Mounting Kit Style

Easy Mount Kit





32

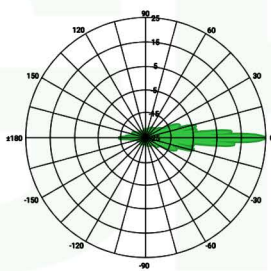
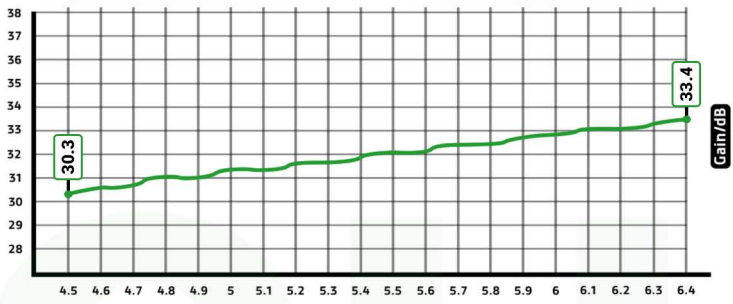
WB




Phase



Frequency/GHz



- Product Model**
PHASE-32-WB-NP
- Antenna Type**
Parabolic Solid Dish Antenna
- Frequency Range**
4.5 - 6.4 Ghz
- Impedance**
50 Ω
- Polarization**
Vertical and Horizontal
- Antenna Gain**
32dBi
- Waight**
net: 9800 gr
- Connector Type**
2x Ntype-Female RP
- Max/Min Gain**
in 6400Mhz(33.4dBi) & in 4500Mhz(30.3dBi)
- Front to Back Ratio**
≥ 54dB
- S.W.R in Bandwidth**
≤1.4:1(TyP)
- Single Unit Dimension**
890 × 890 × 508mm
- Oprating Temperature**
-40C° to +80C°
- Wind Resistance**
250/200 km/h
- H/E plan beamwidth**
3.6 degree
- Materials**
Aluminium alloy and UV Resistant polimer
- Mechanical Pan/Tilt**
±15°
- F/D Ratio**
0.36
- ETSI Specification**
EN 302 326 DN2-DN5
- Mounting Kit Style**
Easy Mount Kit



32

Product Model

PHASE-32ISO-WB-HP

Antenna Type

Parabolic Solid Dish Antenna

Frequency Range

4.5 - 6.4 GHz

Impedance

50 Ω

Polarization

Vertical and Horizontal

Antenna Gain

32dBi

Waight

net: 9800 gr

Connector Type

2x Ntype-Female RP

Max/Min Gain

in 6400Mhz(33.5dBi) & in 4500Mhz(30.3dBi)

Front to Back Ratio

≥ 55 dB

S.W.R in Bandwidth

$\leq 1.4:1$ (Typ)

Single Unit Dimension

895 x 895 x 420mm

Operating Temperature

-40C° to +80C°

Wind Resistance

250/200 km/h

H/E plan beamwidth

3.6 degree

Materials

Aluminium alloy and UV Resistant polymer

Mechanical Pan/Tilt

$\pm 15^\circ$

F/D Ratio


0.25

ETSI Specification

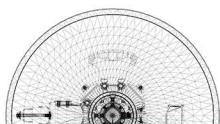
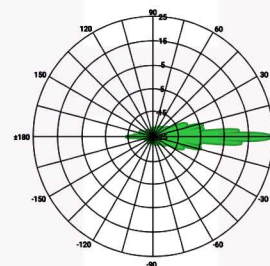
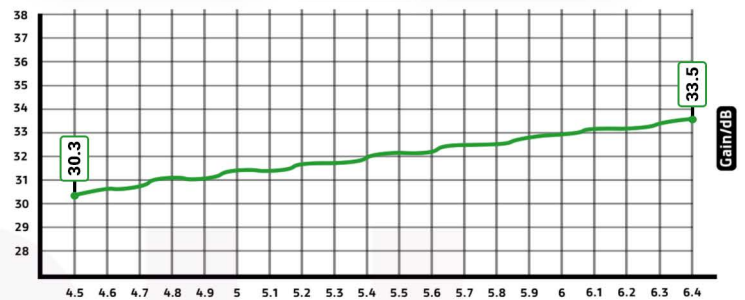
EN 302 326 DN2-DN5

Mounting Kit Style

Easy Mount Kit



Frequency/GHz



34

Product Model

PHASE-34-WB-NP

Antenna Type

Parabolic Solid Dish Antenna

Frequency Range

4.5 - 6.4 Ghz

Impedance

50 Ω

Polarization

Vertical and Horizontal

Antenna Gain

34dBi

Waight

net: 11200 gr

Connector Type

2x Ntype-Female RP

Max/Min Gain

in 6400Mhz(35.3dBi) & in 4500Mhz(31.8dBi)

Front to Back Ratio

≥ 55 dB

S.W.R in Bandwidth

$\leq 1.4:1$ (TyP)

Single Unit Dimension

1050 x 1050 x 525mm

Oprating Temperature

-40C° to +80C°

Wind Resistance

250/200 km/h

H/E plan beamwidth

3.1 degree

Materials

Aluminium alloy and UV Resistant polymer

Mechanical Pan/Tilt

$\pm 15^\circ$

F/D Ratio


0.36

ETSI Specification

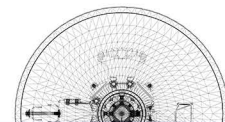
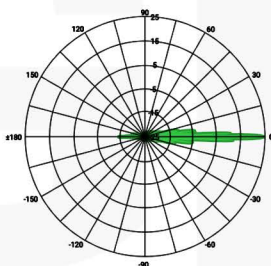
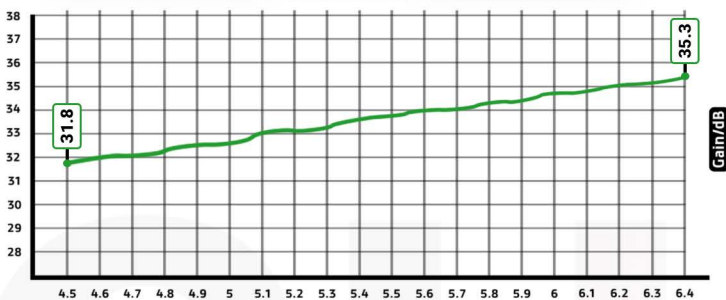
EN 302 326 DN2-DN5

Mounting Kit Style

Easy Mount Kit



Frequency/GHz



34

Product Model

PHASE-34ISO-WB-HP

Antenna Type

Parabolic Solid Dish Antenna

Frequency Range

4.5 - 6.4 Ghz

Impedance

50 Ω

Polarization

Vertical and Horizontal

Antenna Gain

34dBi

Waight

net: 13500 gr

Connector Type

2x Ntype-Female RP

Max/Min Gain

in 6400Mhz(35.3dBi) & in 4500Mhz(31.5dBi)

Front to Back Ratio

≥ 56 dB

S.W.R in Bandwidth

$\leq 1.4:1$ (TyP)

Single Unit Dimension

1020 x 1020 x 472mm

Oprating Temperature

-40C° to +80C°

Wind Resistance

200/150 km/h

H/E plan beamwidth

3.1 degree

Materials

Aluminium alloy and UV Resistant polymer

Mechanical Pan/Tilt

$\pm 15^\circ$

F/D Ratio


0.25

ETSI Specification

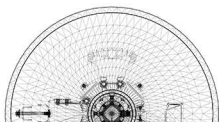
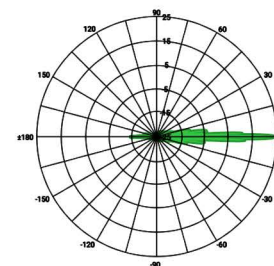
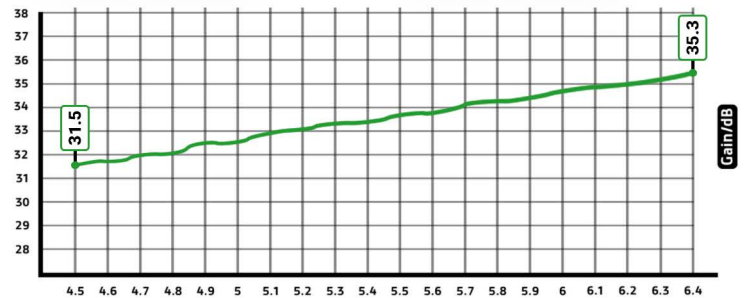
EN 302 326 DN2-DN5

Mounting Kit Style

Easy Mount Kit



Frequency/GHz



36

Product Model

PHASE-36ISO-WB-HP

Antenna Type

Parabolic Solid Dish Antenna

Frequency Range

4.5 - 6.4GHz

Impedance

50 Ω

Polarization

Vertical and Horizontal

Antenna Gain

36dBi

Waight

net: 14200 gr

Connector Type

2x Ntype-Female RP

Max/Min Gain

in 6400Mhz(37.3dBi) & in 4500Mhz(33.3dBi)

Front to Back Ratio

≥ 57 dB

S.W.R in Bandwidth

$\leq 1.4:1$ (TyP)

Single Unit Dimension

1250 \times 1250 \times 470mm

Oprating Temperature

-40C° to +80C°

Wind Resistance

250/200 km/h

H/E plan beamwidth

2.6 degree

Materials

Aluminium alloy and UV Resistant polymer

Mechanical Pan/Tilt

$\pm 15^\circ$

F/D Ratio

0.25

ETSI Specification

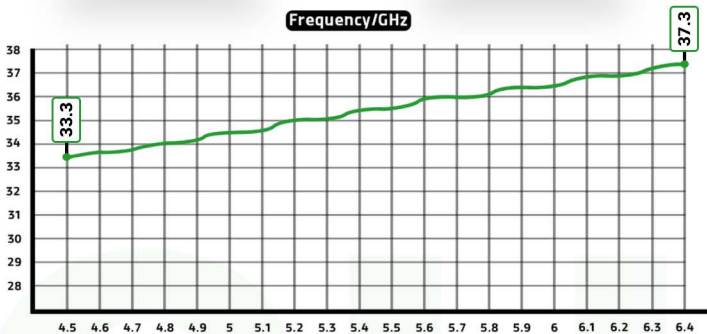
EN 302 326 DN2-DN5

Mounting Kit Style

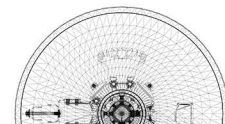
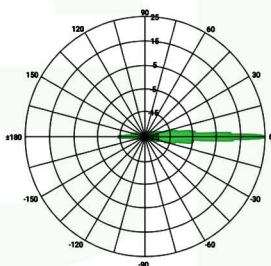
Easy Mount Kit






Frequency/GHz



Gain/dBi







شرکت فراموج سازان ارتباطات پارسیان

تولیدکننده و تامین کننده انواع آنتن و تجهیزات مخابراتی

 WWW.FARA-MOJ.COM

 INFO@FARA-MOJ.COM

 03195018100 - 02191620600